







Grade: 9

Date: 27th September to 1st October, 2020

Subjects	Learning Outcomes	Teaching learning activities (Choose from the list)	ASSIGNMENTS AND ASSESSMENTS
Arabic Language _ Arabs UNIT: الأولى LESSON: قصة المناورة	أن يحدد الأحداث التي تطور الحكمة موضحا كيف يفسر كل حدث الأفعال الماضية والمستقبلية للشخصيات في القصة أن يتتبع السرد والوصف والحوار في القصة موضحا وظائفها أن يفسر كلمات القصة مستخدما المعجم الرقمي أو الورقي ويستخدمها في سياقات تعزز معناها.	الحوار والمناقشة طرح الأسئلة الاستماع والتحدث فيديو بوربوينت	حل أسئلة الكتاب + كتابة موضوع تعبير عن الغضب
Arabic Language _ General UNIT: الوحدة الأولى 3 LESSON: مواصلة درس لقاء مشهور مفاهيم لغوية	يقرأ ويفهم المعنى الكلي يقرأ ويحدد النقاط الرئيسية يحافظ على ضبط التراكيب اللغوية القدرة على التعبير عما تعلمه القدرة على ترتيب العناصر يستمع ويفهم المعنى الكلي	كتاب التلميذ العرض التقديمي الأنشطة أوراق العمل	تصويب الأخطاء المتابعة التغذية الراجعة التواصل مع أولياء الأمور إذا لزم الأمر
Islamic Studies _ Arabs UNIT: 1 LESSON: الزكاة في الإسلام	ان يوضح مفهوم الزكاة لغة واصطلاحا ويستنتج ثمار وفوائد الزكاة على الفرد والمجتمع وبين نصاب الزكاة ويحدد مصارف الزكاة ويحرص على التكافل في المجتمع	الحوار والمناقشة المراجعة طرح الأسئلة الاستماع والتحدث التلاوة فيديو البوربوينت	مراجعة البوربوينت حل ورقة عمل التغذية

 Islamic Studies – English <small>ALAIN JUNIORS SCHOOL INDIAN SYSTEM</small>	   Explain the meanings of the Hadith <small>ALAIN JUNIORS SCHOOL BRITISH SYSTEM</small>	 Acquisition (Watch, Learn) <small>ENGLISH GARDEN NURSERY</small>	 Online quiz
<p>UNIT: One</p> <p>LESSON: The Seven Grave Sins</p>	<p>Explain the significance of the Hadith</p> <p>Infer the effect of this Hadith on daily life</p>	<p>✓ Acquisition (Watch, Learn)</p> <p>✓ Learning from Practice</p> <p>✓ Learning from discussion</p> <p>✓ Learning from real life connection/ subject integration/</p> <p>MEP integration</p> <p>✓ Power point video embedded</p> <p>✓ Live Teaching</p> <p>✓ Task sheets for practice</p> <p>✓ Discussion tool</p>	<p>Discussion</p> <p>Session recorded and shared with learners</p> <p>Daily life</p> <p>PPT</p> <p>Video</p>
<p>English Language</p> <p>UNIT: Figures of the Speech, Poetry, Summary Writing, Article Writing</p> <p>LESSON: Similes, Metaphors, Personification, Rhetorical Questions. Poem: To Autumn by John Keats. Reading Extract: Shipwreck Survivor.</p>	<ul style="list-style-type: none"> Identify the use of figures of speech in poetry. Enhance vocabulary by learning new words. Understand and discuss a poet's choice of words and phrases. List examples of personification, rhetorical question and imagery in the poem 'To Autumn' by John Keats. Identify relevant information and select correct details from a reading passage about a person who survived a shipwreck. Compose an article contrasting two sides of a topic using transitional devices 	<p>✓ Acquisition (Read, Watch, Learn)</p> <p>✓ Learning from enquiry(5E model or Project Based Learning)</p> <p>✓ Learning from Practice</p> <p>✓ Learning from discussion</p> <p>✓ Learning from collaboration</p> <p>✓ Learning from real life connection/ subject integration/ MEP integration practice</p> <p>✓ Integration</p>	<p>✓ Power Point</p> <p>✓ Power point video embedded</p> <p>✓ Live Teaching</p> <p>✓ Session recorded and shared with learners</p> <p>✓ Task sheets for practice</p> <p>✓ Discussion tool</p> <p>✓ Collaboration tool</p> <p>✓ Feedback</p> <p>✓ Assignment and grading</p>

<p>Math</p> <p>UNIT: Algebra 1</p> <p>LESSON: Brackets and simplifying, linear equations</p>	<p>Simplify algebraic expression by multiplying terms ✓</p> <p>Simplify algebraic expression by collecting terms ✓</p> <p>Expand brackets and simplify the resulting algebraic expressions ✓</p> <p>Solve simple linear equations ✓</p> <p>Solve linear equations including those containing brackets where the variable appears on both sides ✓</p>	<p>✓ Acquisition (Read, Watch, Learn)</p> <p>✓ Learning from Practice</p> <p>✓ Learning from discussion</p> <p>✓ Learning from collaboration</p> <p>✓ Learning from real life connection</p> <p>✓ Integration</p>	<p>✓ Power Point</p> <p>✓ Live Teaching</p> <p>✓ Session recorded and shared with learners</p> <p>✓ Exercise sums and worksheet for practice</p> <p>✓ Feedback</p> <p>✓ Assignment</p> <p>✓ Quiz</p>
<p>Physics</p> <p>UNIT: 1 –GENERAL PHYSICS</p> <p>LESSON: MOTION</p>	<p>Describe qualitatively the motion of bodies falling in a uniform gravitational field with and without air resistance (including reference to terminal velocity)</p> <p>Understanding the graph based on terminal velocity</p>	<p>✓ Learning from enquiry</p> <p>✓ Learning from Practice</p> <p>✓ Learning from discussion</p> <p>✓ Learning from collaboration</p> <p>✓ Learning from real life connection/ subject integration/</p> <p>✓ Integration</p>	<p>Power Point AND Embedded videos</p> <p>✓ Live Teaching</p> <p>✓ Session recorded and shared with learners</p> <p>✓ Task sheets for practice</p> <p>✓ Feedback</p> <p>✓ Assignment and grading</p>
<p>Chemistry</p> <p>UNIT: The periodic table</p> <p>LESSON Transition metals</p>	<p>Collection of metals - Recognize in between second group and third group as transition metals.</p> <p>Describe-The properties of melting point -transition metals boiling point and the formation of .coloured compounds</p>	<p>✓ Acquisition</p> <p>✓ Learning from enquiry</p> <p>✓ Learning from Practice</p> <p>✓ Learning from discussion</p> <p>✓ Learning from collaboration</p> <p>✓ Learning from real life connection/ subject integration/ MEP integration practice</p> <p>✓ Integration</p>	<p>✓ Power point video embedded</p> <p>✓ Live Teaching</p> <p>✓ worksheet for practice</p> <p>✓ Feedback</p> <p>✓ Assignment</p> <p>✓ Quiz</p>



Biology

UNIT: 2 Organization of the organism

LESSON: Cell structure and organization

State that the cytoplasm of all cells contains limited to ribosomes ,structures on rough endoplasmic reticulum and vesicles

- State that almost all cells except prokaryotes, have mitochondria and rough endoplasmic reticulum
- Identify mitochondria and rough endoplasmic reticulum in diagrams and images of cells
- State that aerobic respiration occurs in mitochondria
- State that cells with high rates of metabolism require large numbers of mitochondria to provide sufficient energy

- ✓ Acquisition
- ✓ Learning from enquiry
- ✓ Learning from Practice
- ✓ Learning from discussion
- ✓ Learning from collaboration
- ✓ Learning from real life connection/ subject integration/ MEP integration practice
- ✓ Integration

- ✓ Power point video embedded
- ✓ Live Teaching
- ✓ Session recorded and shared with learners
- ✓ Task sheets for practice
- ✓ Discussion tool
- ✓ Collaboration tool
- ✓ Feedback
- ✓ Assignment and grading

Informaion & Communication Technology(ICT)

UNIT:


Input and Output Devices

LESSON: Input devices and their uses

Identify input devices .e.g ,and their uses numeric ,keyboard pointing ,keypad devices (such as ,touchpad ,mouse remote ,(tracker ball ,control ,joystick/driving wheel ,touch screen digital ,scanners ,microphone ,cameras ,(sensors (general ,temperature sensor light ,pressure sensor graphics ,sensor ,video camera ,tablet web cam

- ✓ Acquisition
- ✓ Learning from enquiry
- ✓ Learning from Practice
- ✓ Learning from discussion
- ✓ Learning from collaboration
- ✓ PPT, MS Office
- ✓ Integration

- Quiz on input devices
- Practical activity from Past paper: 2018 March Paper 2

 UAE Studies_ Arabic	ان يتعرف الطالب على الأهمية الدينية للوطن العربي أن يعدد الطالب الأهمية الحضارية للوطن العربي	التعلم التعاوني التعلم القائم على الممارسة التعلم مع المناقشة استخدام حل المشكلات	التدريس عرض البوربوينت المناقشة حول ماتم عرضه مسابقة عبر الانترنت
UNIT:1 LESSON: موقع الوطن العربي وأهمية			
UAE Studies – English UNIT: 2 LESSON: Jebel Buhais and life in Neolithic age.	Describe the effect of climate on how people live. Identify how people in Jebel Buhais lived in the Neolithic age. Describe how we can learn about people from the Neolithic age.	<ul style="list-style-type: none"> ✓ Acquisition (Read, Watch, Learn) ✓ Learning from enquiry (5E model or Project Based Learning) ✓ Learning from Practice ✓ Learning from discussion ✓ Learning from collaboration ✓ Learning from real life connection/ subject integration/ MEP integration practice ✓ Integration 	<ul style="list-style-type: none"> ✓ Power point presentation ✓ Live Teaching ✓ Session recorded and shared with learners ✓ Discussion tool ✓ Collaboration tool ✓ Feedback ✓ Assignment and grading
ECONOMICS UNIT:2 LESSON:Chapter 5 Micro and macro economics	To identify the decision makers involved in microeconomics and macroeconomics To identify the features of mixed economy To describe the merits and demerits of mixed economy To evaluate the features of market economy	Live teaching and discussion connecting to real life situations Learning from practice Integration	Case study questions – Forms Assessment and grading Task sheet for practice Online quiz – forms PPT's Videos Assessment
ACCOUNTING UNIT: Double entry LESSON: Trial Balance	Evaluation of double entry and application Formulation of trial balance to check the arithmetical accuracy of books of accounts	Interactive session Structured questions	Structured questions PPT Assessment ,grading and feedback Ms Forms-Quiz

BUSINESS STUDIES	Learners should be able to explain	Live teaching and discussion connecting to real life situations	Case study questions – Forms
<p>UNIT: Understanding Business Activities</p> <p>LESSON: 1.3.3 Why some businesses grow and others remain small</p>	<p>reasons why businesses might as ,want to expand well as reasons why some businesses remain small and some fail. Learners should be able to describe the different ways that businesses can the problems ,grow linked to growth and be able to suggest how these problems might be overcome.</p>	<p>Learning from practice</p>	<p>Assessment and grading</p> <p>Task sheet for practice</p> <p>Online quiz – forms</p> <p>PPT's</p> <p>Videos</p> <p>Assessment- Microsoft teams Note book</p>
<p>Urdu</p> <p>UNIT: paper 2 Q 1</p> <p>LESSON: Composition</p>	<p>The students will be able to write a down a collection of information in a uniform pattern</p>	<p>Students will write an article completely relevant to the topic.</p>	<p>Past papers</p> <p>PPT</p> <p>Live teaching</p> <p>Quiz and assignments</p>
<p>Pak. Studies</p> <p>UNIT: History Key Q1,3,4</p> <p>LESSON: Religious reformers, Sir Syed Ahmed Khan and languages</p>	<p>To learn about the religious reformers and their efforts for reviving Islam</p> <p>Sir Syed Ahmed Khan his books , his schools and ? two nation theory</p> <p>Different languages spoken in Pakistan what efforts were made to improve these languages</p>	<p>Past papers & how the questions attempted</p>	<p>PPT</p> <p>Live teaching</p> <p>Quiz and assignments</p>
<p>Geography</p> <p>UNIT: Population Dynamics</p> <p>LESSON: Policies</p>	<p>Describe and evaluate population policies</p>	<p>Live teaching and discussion connecting to real life situations</p> <p>Learning from practice</p> <p>Integration</p>	<p>Case study questions – Forms</p> <p>Assessment and grading</p> <p>Task sheet for practice</p> <p>Online quiz – forms</p> <p>PPT's</p> <p>Videos</p>

Class Teacher: _____





AL AIN JUNIORS SCHOOL