



## Winter Holiday Assignment

Subject		Grade & Section	2 A / B / C / D
Name			

*"Education is the passport to the future,  
for tomorrow belongs to those who prepare for it today"*

Dear Children,

We are sure that all of you would have made plans for a fun filled winter vacation. We wish that you enjoy your break with your family and friends. Freedom brings more responsibility, keeping this in mind, we have planned most of the activities for you to keep you engaged positively and your energies well directed.

The Holiday Homework has been especially designed to strengthen the concepts taken up in ongoing themes and to ensure the maximum participation in the child's developmental plan that would help to build senses, enrich vocabulary, enhance creativity and thinking skills.

We hope your homework and activities will be well managed and presented. Keep in mind the following points while doing your home-work.

- i. All the work should be done very neatly.
  - ii. Collect pictures from old books, magazines, newspapers or internet. Avoid readymade charts.
  - iii. All projects will be graded.
  - iv. Parents are requested to just guide the children to complete the task on their own.
- We wish you a wonderful time ahead!

### Create Folder for your homework

We are sure that you will enjoy doing the given homework. You are required to use A4 size sheets for the homework assignment. Make a lovely folder on the given theme to keep your holiday homework sheets. Show your creativity in designing the folder. Give it a nice name.



# ENGLISH

## 1. My Grammar Flip Book

Make your Grammar Flip Book covering the following topics. You can define them with example. Draw or paste pictures if needed. Use your creativity in designing your flip book. Use the following link for the same.

[https://www.youtube.com/watch?v=R7UZ6lv8b\\_Y](https://www.youtube.com/watch?v=R7UZ6lv8b_Y)

- Noun
- Common Noun
- Proper Noun
- Singular Noun
- Plural Noun
- Pronoun
- Verb
- Adjective
- Adverb
- Articles
- Types of sentences
- Homophones
- Rhyming Words
- Onomatopoeia
- Simple Present Tense
- Present Continuous Tense
- Simple Past Tense
- Simple Future Tense



## 2. Practise the following blends and digraphs. Write as many words as possible using each of them.



### 3. Comic Strip.

Choose two cartoon characters that you like. Watch or imagine the two characters talking together. Create Comic Strip.

For example:



### 4. Reading:

Read any one of these books:

1. Ira Sleeps Over by Bernard Waber.
2. Mr. George Baker by Amy Hest
3. A Fine, Fine School by Sharon Creech

Make a list of important characters in the story you read and also prepare few sentences on your favourite character to speak in the class after holidays.

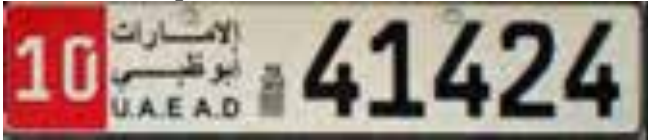
# MATH:

**Q1. Build an Architectural School Model.** You can use the following link for the same:  
<https://www.education.com/activity/article/architectural-school-model/>

## Q2. Fun in math while travelling:

Do any one of the following activities:

- a. Number Plate Sentences: Choose any two number plates. Make sentences with the letters given on the number plates. Write the expanded form of first three numbers shown on the plates. Write the number name for the same.



eg.

400+10+4 –four hundred and fourteen

- b. Number Plate Tales Choose a car and write down the numbers given on number plate, if there are letters in it, convert them into numbers based on alphabet order, eg. A is 1, C is 3, Z is 26. Mark the number as odd or even.



eg.

U-21, A-1, E-5, A-1, D-4 So the number is  $21+1+5+1+4=32$  –even number

Repeat the activity for two more cars. Arrange the number plates in descending order.

## Q3. You have been asked to organise the packed lunches for your class trip. Everyone will get the following packed lunch:

- 1 sandwich (2 slices of bread for each sandwich)
- 1 packet of crisps
- 1 piece of fruit
- 1 yoghurt
- 1 carton drink

- How many of each item will you need altogether?

---

---

---

---

- How many slices of bread are there in a loaf? How many loaves will you need?

---

---

---

---

• If there is one slice of ham in the sandwich, how much ham will you need?

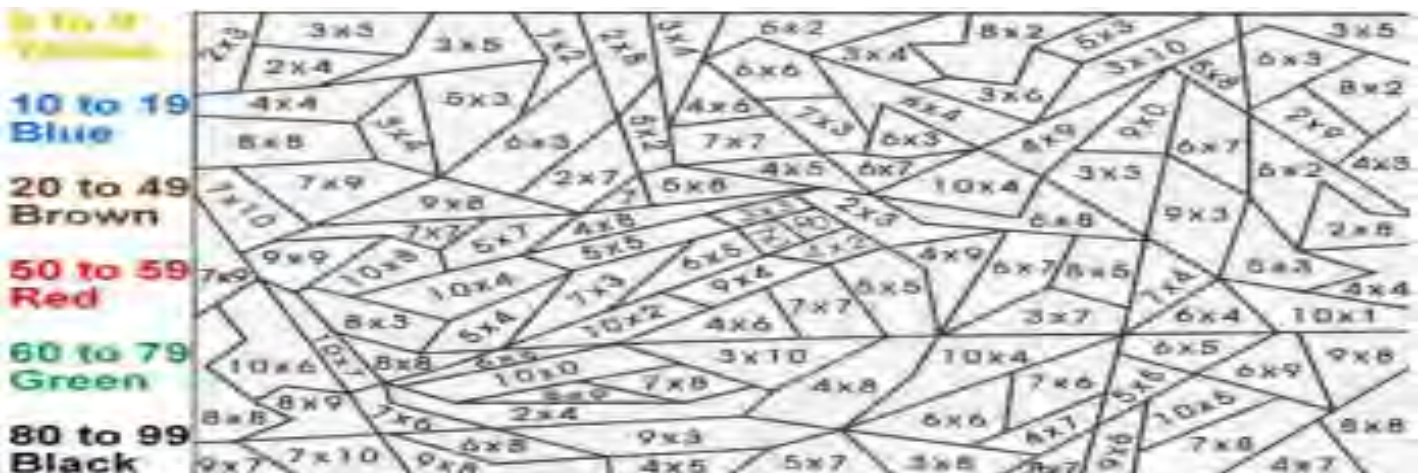
• How many slices of ham are in a pack? How many packs will you need?

• Look in your local shop, supermarket or on the internet and estimate the costs of each item needed for the packed lunch. How much will they cost altogether?

• Work out the exact costs for all the items needed. How does this compare with your estimated cost?

• Can you find any special offers on the items you need that will help you to save money?

**Q4. Complete the following crossword:**



### Q5. Winter Code Breaker:

#### a. How to Set Up the Multiplication Code Breaker:

- Cut out the snowflake and inner circle. Poke a small hole in the middle of both.
- Push the fastener through the small hole and bends sides of fastener on bottom of code breaker.
- Spin the inner circle to match the multiplication problems!

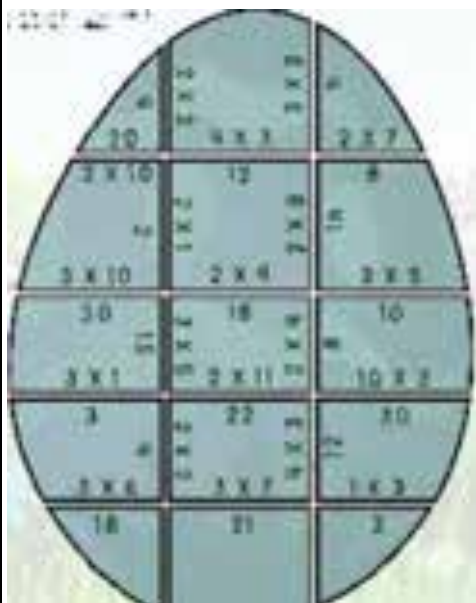
#### b. How to Use the Winter Multiplication Code Breaker:

4 jokes or riddles with the code breaker are there. The answer to all of them is hidden in code on the back! You can solve riddle or joke, as the code is included on the back. Then try to see if you can solve the question! Send secret notes back and forth! Use your imagination!

### Q6. Easter Math Puzzles:

#### Instructions:

Cut out the individual puzzle pieces then get your child to make the puzzle by solving the multiplication and division to create the shape.



### Q7. Create a Picture or Pattern using Fractions:

Students create a pattern with halves, one third, quarters of a circle. Alternatively, they can create a picture of an object using whatever part of the fraction they want, then they have to work out the total of all the parts.



Eg:

# SCIENCE:

## 1. Light Snaps:

Take some photographs which shows/use light in an interesting way.  
(This could be natural or artificial)




## 2. Save water:

Mention five ways each in which you plan to clean your surroundings and save water during the holidays. Click pictures and paste them in your scrap file.



## 3. Make an Animal Pictionary.

Write facts about any five animals and paste their pictures in your scrap file.  
Example:- their food, habitat, general characteristics (3-4 lines).



Note:- Same scrap file can be used for the homework given above.







صنف (أل الشمسية) و (أل القمرية) في الكلمات :

الزرافة : .....

الغزال : .....

الشجر : .....

الفيل : .....

التمساح : .....

الأسد : .....

كون من الحروف والمقاطع كلمات :

سَـ أـ دُـ =

تُـ نـ با =

لـ سِبـ =

فـ ةـ رَـ زا =

لـ اظـ فا =

سَـ رُـ جـ =

كـ رُـ يد =